

SESHADRIPURAM EDUCATION TRUST

SESHADRIPURAM COMMERCE COLLEGE

(Affiliated to Bangalore University)

NAAC Accredited

#65, 10th Cross, Magadi Road, Bengaluru 23

Email: info@scc.ac.in, Website: <http://www.scc.ac.in>

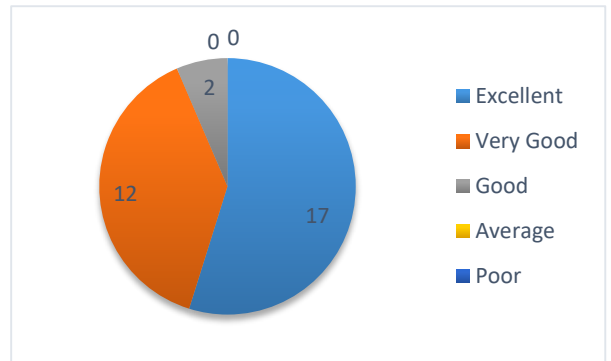
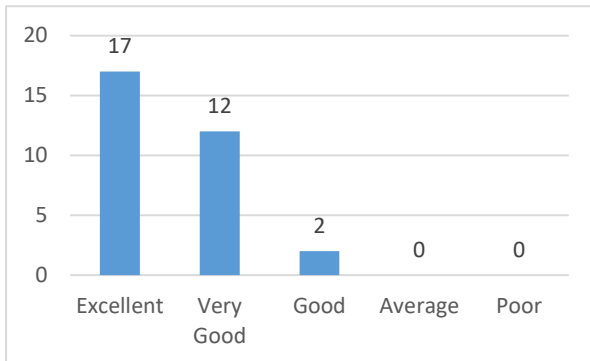
STUDENT SATISFACTION SURVEY

2020-21

1. How well did the teachers prepare for the classes?

Particular	Response in %	No of Responses
Excellent	54.84%	17
Very Good	38.71%	12
Good	06.45%	2
Average	0%	0
Poor	0%	0
Total	100%	31

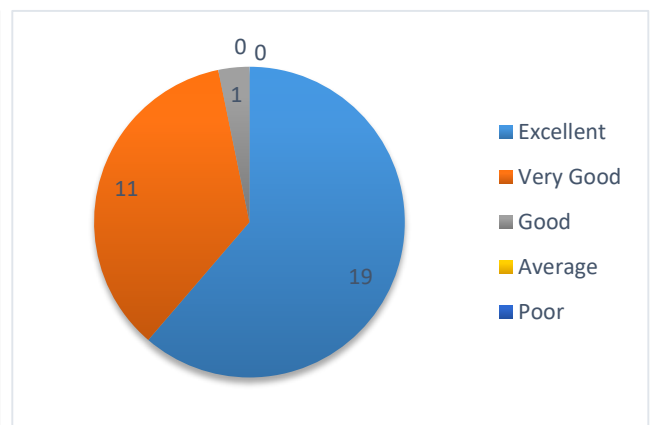
Total Responses: 31
 Mean Score: 45.47
 Mean Score out of 5 Point scale



2. How well were the teachers able to communicate?

Particular	Response in %	No of Responses
Excellent	61.29%	19
Very Good	35.48%	11
Good	03.23%	1
Average	0%	0
Poor	0%	0
Total	100%	31

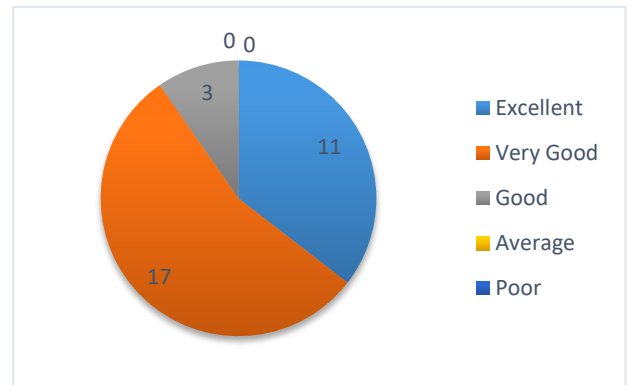
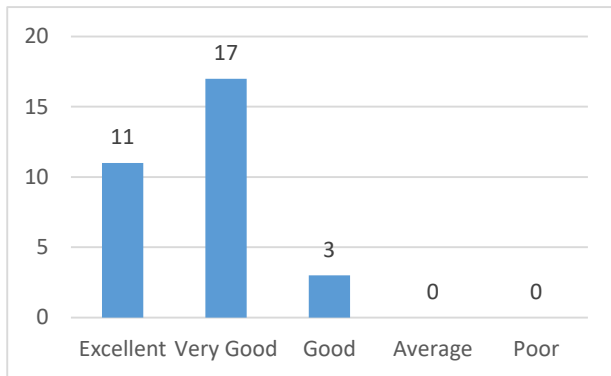
Total Responses: 31
 Mean Score: 50.26
 Mean Score out of 5 Point scale



3. The teachers approach to teaching can best be described as

Particular	Response in %	No of Responses
Excellent	35.48%	11
Very Good	54.84%	17
Good	09.68%	3
Average	0%	0
Poor	0%	0
Total	100%	31

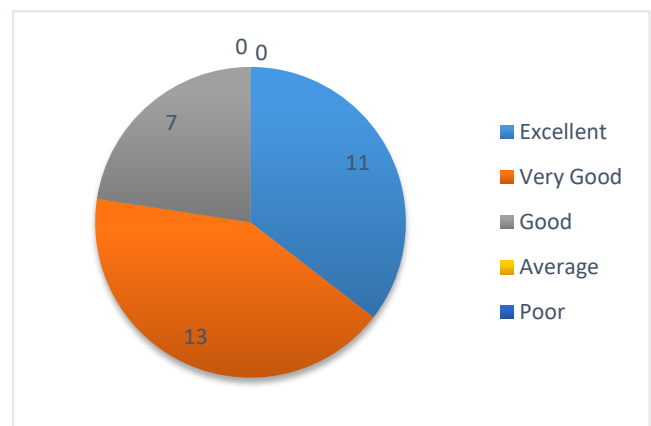
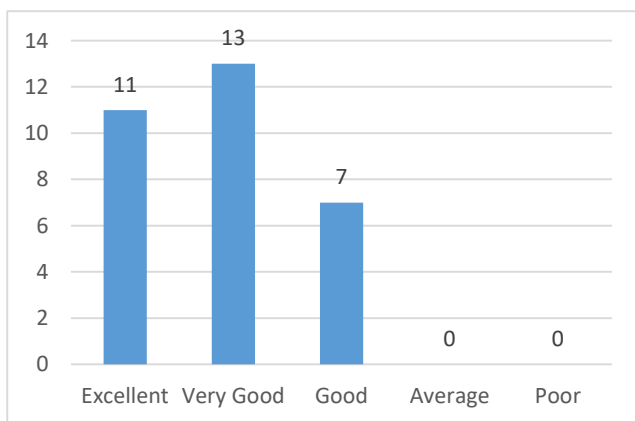
Total Responses: 31
 Mean Score: 43.60
 Mean Score out of 5 Point scale



4. Fairness of the internal evaluation process by the teachers.

Particular	Response in %	No of Responses
Excellent	35.48%	11
Very Good	41.94%	13
Good	22.58%	7
Average	0%	0
Poor	0%	0
Total	100%	31

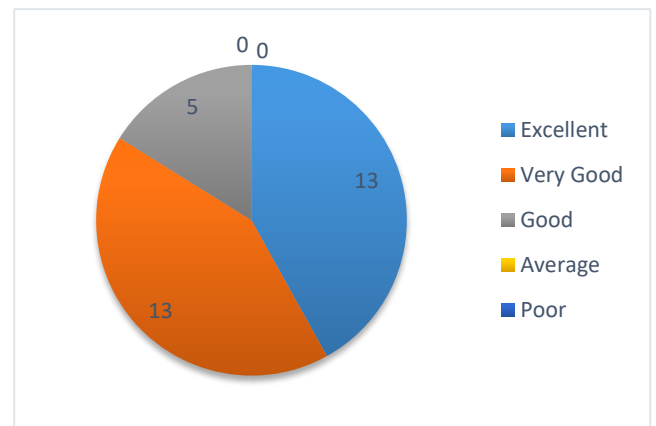
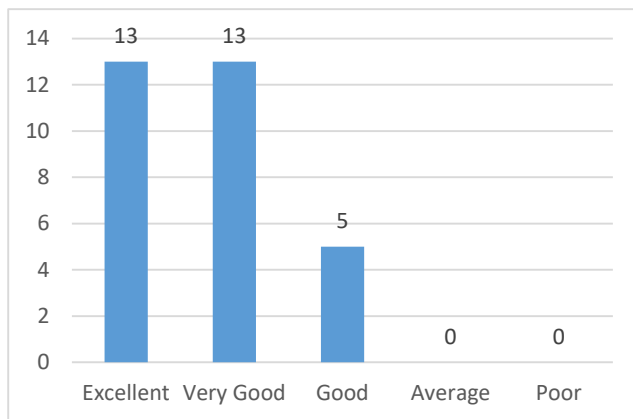
Total Responses: 31
 Mean Score: 35.27
 Mean Score out of 5 Point scale



5. Was your performance in assignments discussed with you?

Particular	Response in %	No of Responses
Excellent	41.94%	13
Very Good	41.94%	13
Good	16.13%	5
Average	0%	0
Poor	0%	0
Total	100%	31

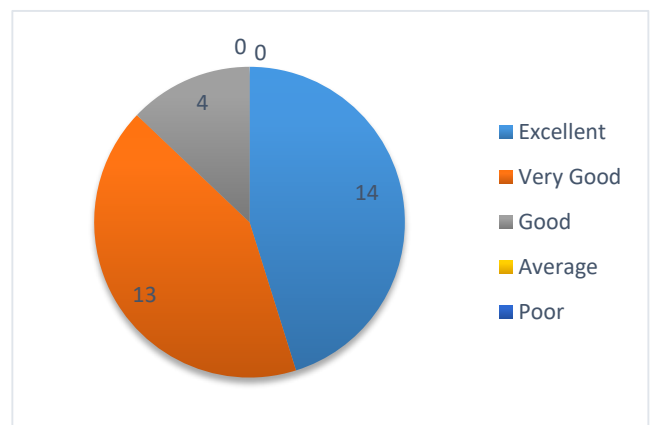
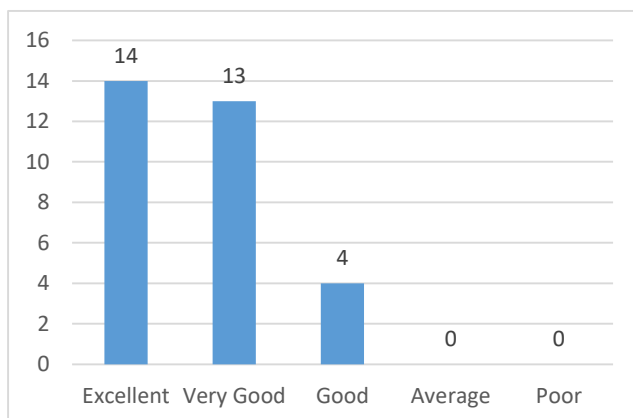
Total Responses: 31
 Mean Score: 37.77
 Mean Score out of 5 Point scale



6. The institution provides multiple opportunities to learn and grow.

Particular	Response in %	No of Responses
Excellent	45.16%	14
Very Good	41.94%	13
Good	12.90%	4
Average	0%	0
Poor	0%	0
Total	100%	31

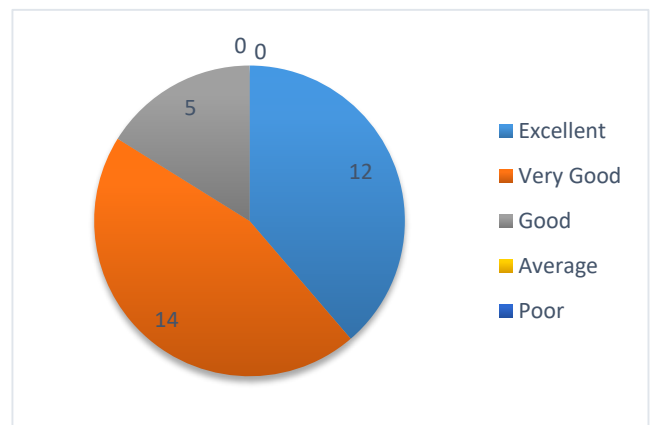
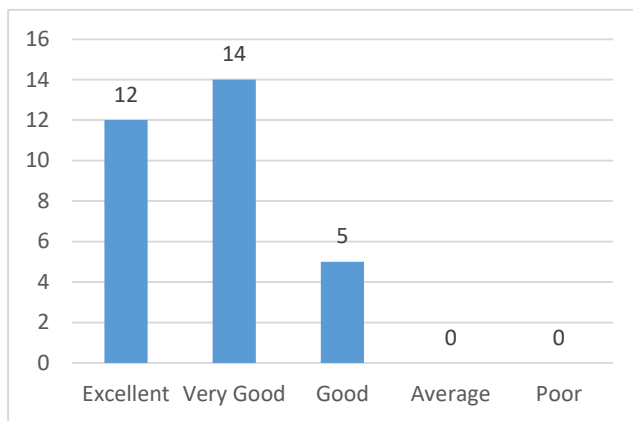
Total Responses: 31
 Mean Score: 39.64
 Mean Score out of 5 Point scale



7. The teaching and mentoring process in your institution facilitates you in cognitive, social and emotional growth.

Particular	Response in %	No of Responses
Excellent	38.71%	12
Very Good	45.16%	14
Good	16.13%	5
Average	0%	0
Poor	0%	0
Total	100%	31

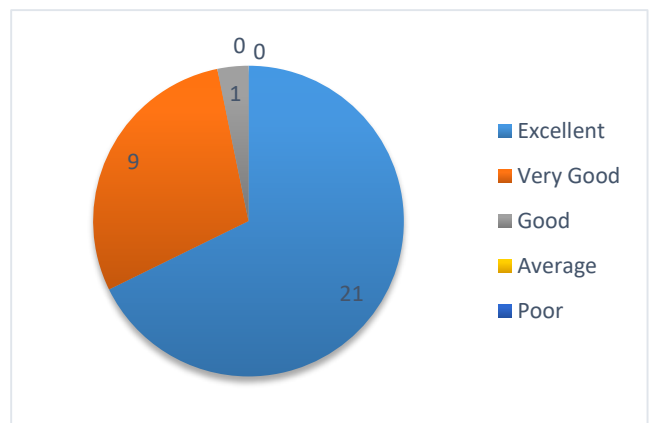
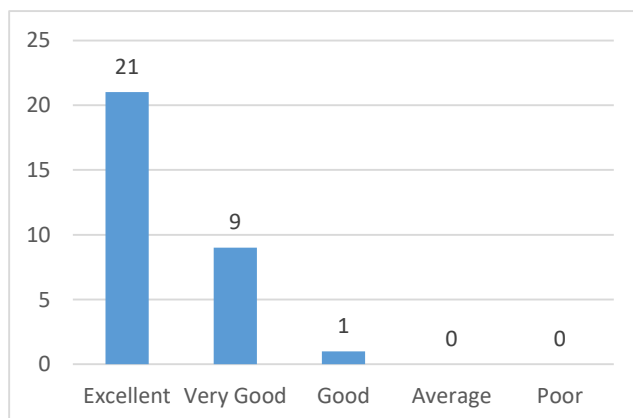
Total Responses: 31
 Mean Score: 37.98
 Mean Score out of 5 Point scale



8. The teachers illustrate the concepts through examples and applications

Particular	Response in %	No of Responses
Excellent	67.74%	21
Very Good	29.03%	9
Good	03.23%	1
Average	0%	0
Poor	0%	0
Total	100%	31

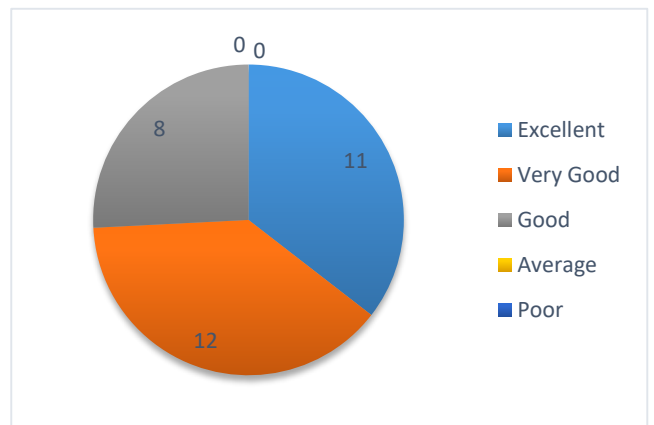
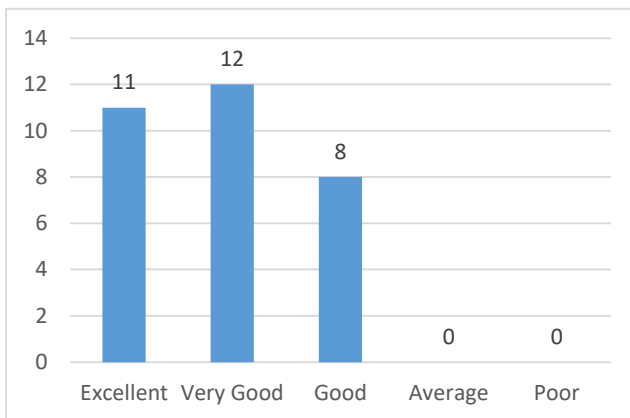
Total Responses: 31
 Mean Score: 54.42
 Mean Score out of 5 Point scale



9. The teachers identify your strength and encourage you with providing right level challenges

Particular	Response in %	No of Responses
Excellent	35.48%	11
Very Good	38.71%	12
Good	25.81%	8
Average	0%	0
Poor	0%	0
Total	100%	31

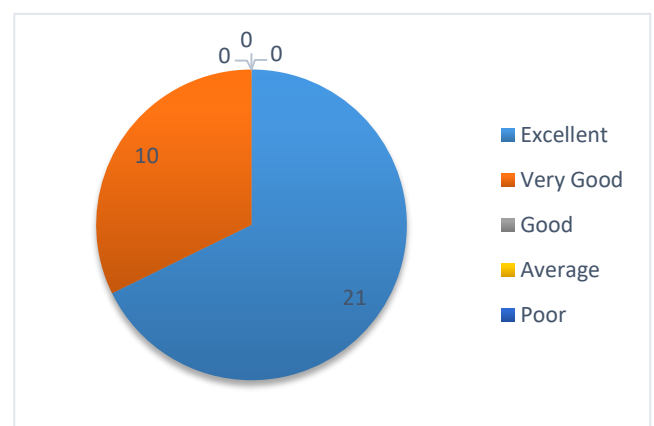
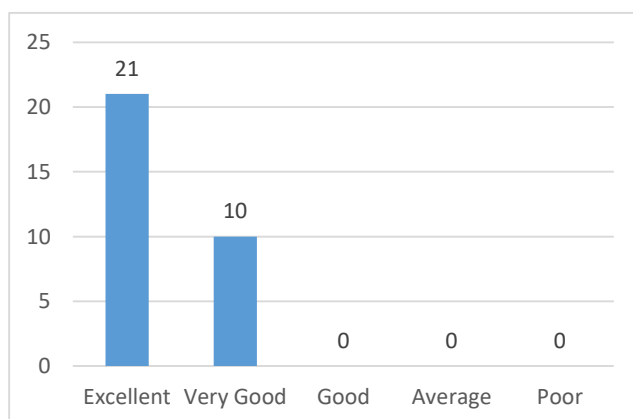
Total Responses: 31
 Mean Score: 34.23
 Mean Score out of 5 Point scale



10. Teachers encourage you to participate in extracurricular activities

Particular	Response in %	No of Responses
Excellent	67.74%	21
Very Good	32.26%	10
Good	0%	0
Average	0%	0
Poor	0%	0
Total	100%	31

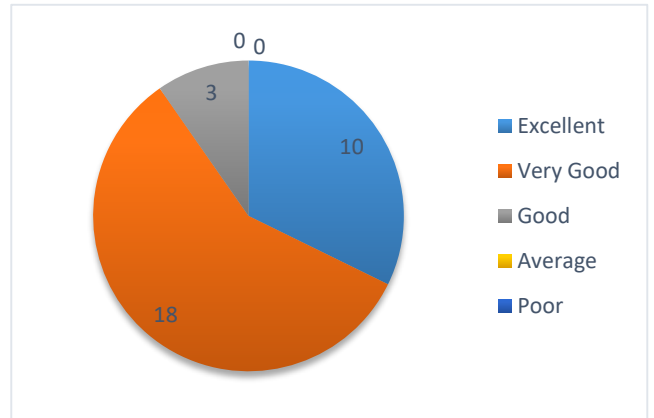
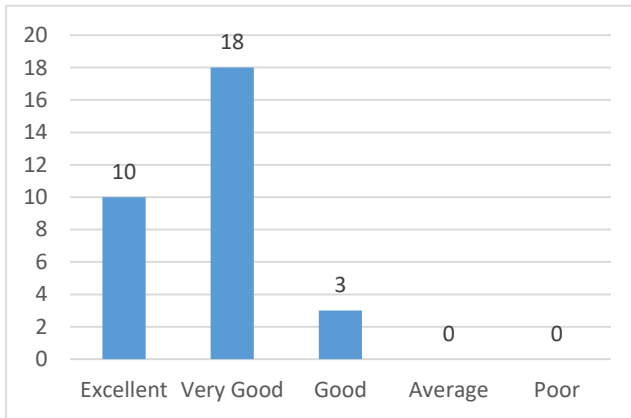
Total Responses: 31
 Mean Score: 56.29
 Mean Score out of 5 Point scale



11. The teachers use ICT tools such as LCD projectors, Multimedia while teaching.

Particular	Response in %	No of Responses
Excellent	32.26%	10
Very Good	58.06%	18
Good	09.68%	3
Average	0%	0
Poor	0%	0
Total	100%	31

Total Responses: 31
 Mean Score: 45.05
 Mean Score out of 5 Point scale



12. The overall quality of teaching-learning-evaluation process in your institute.

Particular	Response in %	No of Responses
Excellent	64.52%	20
Very Good	22.58%	7
Good	12.90%	4
Average	0%	0
Poor	0%	0
Total	100%	31

Total Responses: 31
 Mean Score: 48.38
 Mean Score out of 5 Point scale

